

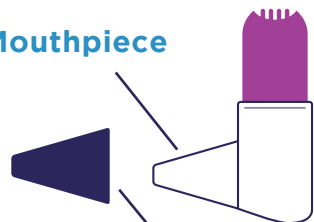
INSTRUCTIONS FOR USING YOUR SALFLUMIX EASYHALER®



This information is intended for patients who have been prescribed the Bufomix Easyhaler. Follow your Doctor's directions when using Easyhaler, read the instructions on the package leaflet and ask your Pharmacist if you have any questions. There is more information in the Consumer Medicine Information (CMI) Scan the QR code at the bottom of the page to access the CMI.

HOW TO GET STARTED?


Mouthpiece



Dustcap

- ▶ Each new Easyhaler® device comes in a foil pouch to keep the powder dry.
- ▶ Do not open the pouch until you are ready to start using your Easyhaler® inhaler.
- ▶ The Easyhaler® device has a mouthpiece with a removable dustcap.
- ▶ Make sure the dustcap covers the mouthpiece of your Easyhaler® device when you are not using it. This will prevent the accidental release of any medication.

EASYHALER® INSTRUCTION VIDEO



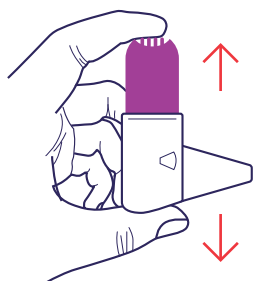
SCAN ME

Scan the QR code on this page to watch the how to use Salflumix Easyhaler® video.

You can also find QR codes on the package carton and on the package leaflet.

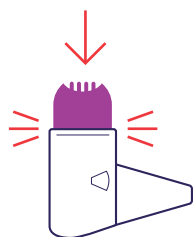
Alternatively, visit www.orionpharma.com.au/patient to view this content.

HOW TO TAKE A DOSE FROM YOUR EASYHALER®?



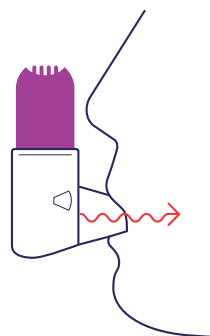
1. SHAKE

- ▶ Remove the dustcap.
- ▶ Place the inhaler between your forefinger and thumb.
- ▶ **Shake the inhaler** in an upright position 3–5 times.



2. CLICK

- ▶ **Press down** until you hear a click.
- ▶ Then let it back to its original position.



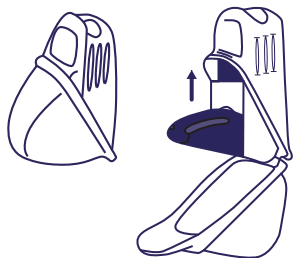
3. INHALE

- ▶ Breathe out normally away from the device.
- ▶ Place the mouthpiece of the inhaler into your mouth, closing your lips tightly around the mouthpiece.
- ▶ **Take a strong and deep breath in.**
- ▶ Take the inhaler out of your mouth and hold your breath for about 5 seconds or for as long as it is comfortable, then breathe out gently away from the inhaler.
- ▶ If your prescription requires you to take more than one dose, repeat steps 1 to 3 each time you use your inhaler. Once you are finished, replace the dust cap on the mouthpiece.
- ▶ Ensure you rinse your mouth and throat with water and spit out. Do not swallow. This will help to reduce the risk of oral fungal infection (thrush).

INSTRUCTIONS FOR USING YOUR SALFLUMIX EASYHALER®

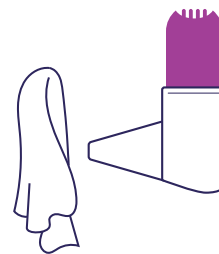


PROTECTIVE COVER



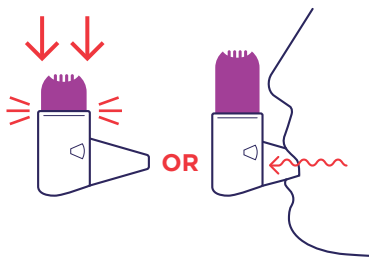
- ▶ A protective cover is included with the inhaler. Open the protective cover and insert the inhaler into it.
- ▶ When using a protective cover, open the cover and follow with steps: **1. Shake, 2. Click and 3. Inhale**
- ▶ Replace the dustcap and then close the cover on the protective cover.
- ▶ The inhaler should remain inside the protective cover at all times until dosing. Store below 25C.

CLEANING



- ▶ Clean the mouthpiece with a clean dry cloth or tissue.
- ▶ Do not use water or other liquids to clean your Easyhaler®. The powder inside your inhaler can be sensitive to moisture.
- ▶ If you are using a protective cover, you do not need to remove the inhaler to clean the mouthpiece.

WHAT TO DO WHEN...

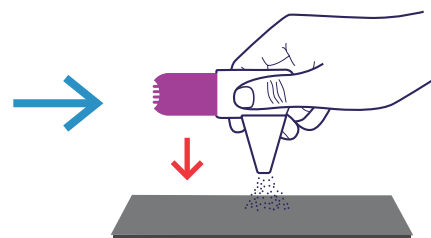


YOU CLICKED MORE THAN ONCE?

- ▶ Did you click the inhaler by accident? It is important to click only once to ensure proper dosing.

YOU EXHALED INTO THE INHALER?

- ▶ Did you breathe **INTO** the inhaler? It is important that you do not breathe into the inhaler mouthpiece as this may clog up the inhaler.

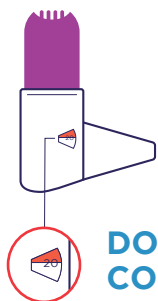


SOLUTION

EMPTY THE MOUTHPIECE!

- ▶ Tap the mouthpiece to empty the powder onto a table top or the palm of your hand.
- ▶ Then start again with steps: **1. Shake, 2. Click and 3. Inhale.**

GETTING A NEW EASYHALER



DOSE COUNTER

- ▶ The inhaler has a dose counter on the side. This shows how many doses are left in your device.
- ▶ The counter turns after every 5th dose and the number displayed decreases in units of 10.
- ▶ When the dose counter turns red, there are 20 doses left. Contact your doctor for a new prescription if you do not already have a new inhaler.
- ▶ **When the counter reaches 0, you need to replace the inhaler.**
- ▶ If using a protective cover, please keep this to use with your next inhaler.



For more detailed information please refer to the Consumer Medicine Information (CMI) available from your Pharmacist or by scanning the QR code.

Orion Pharma, Level 24, Tower 3, 300 Barangaroo Ave Sydney NSW 2000 Australia.

PH: +61 2 8067 8704 | Email: contactusaustralia@orionpharma.com | www.orionpharma.com.au

For medical information or to report an adverse event call 1800 861 913 or

Email: medical.ANZ@pharmalex.com | Date of preparation: March 2024 EH_AU_2024_05

